MELAG



MADE IN GERMANY

SteriHero Podo 18

My autoclave. My **super**power.

New: With ProSign Batch Approval

Stay one step ahead in hygiene.

Stringent hygiene requirements, time pressure and cost efficiency: Instrument reprocessing has to meet many demands at once. All the better when your technology not only keeps pace, but stays one step ahead.



Mission 1: Putting hygiene on the right footing.

Safe treatment begins with safe instrument reprocessing. That is why our mission is to help podiatry practices meet international hygiene requirements with reliable, traceable processes that meet the standards of modern healthcare facilities.

Mission 2: Keep pace with everyday practice.

Two hands, many tasks: Especially in solo practices, treatment, organization and instrument reprocessing are often handled by one person. Efficient workflows and reliable technology are therefore not a luxury, but a necessity.





Mission 3: Keep your budget on solid ground.

In podiatry, high standards and cost-effective operation go hand in hand. This makes solutions that combine reliable performance with an attractive price all the more valuable.



Many challenges. One solution.

SteriHero Podo was developed specifically for the demands that define everyday podiatry practice.

Your new superpower:
SteriHero Podo 18

No matter what major challenges the day brings, SteriHero Podo has your back.
The stand-alone Class B and S autoclaves are perfectly tailored to podiatry – from their features to their price!



Class S and B autoclaves in accordance with EN 13060

The fractionated vacuum process ensures safe sterilization – ideally tailored to the type and complexity of your instruments



Connectivity and data logging

Meet legal requirements by documenting sterilization parameters via USB and network, with protocol or label printouts using MELAprint 80



Smart-Touch Display with integrated batch approval

For easy operation from program selection through documentation and approval – just like on your smartphone



Power Save energy-saving mode

Standby mode for the heating and display between sterilization cycles for top energy efficiency



Powerful performance

A load capacity of up to 5 kg and short cycle times from 13 minutes ensure your instruments are available again quickly



Integrated water tanks

Stand-alone concept with highly efficient air cooling for flexible operation independent of a water connection – optionally also with automatic water supply via MELAdem



flexDRY drying

Freely programmable drying time from 1 minute – individually tailored to your load and practice workflow



100% Made in Germany

Since 1951, we have been developing and manufacturing our autoclaves to the highest quality standards at our site in Berlin



NEW: ProSign

User authentication, batch approval and label printing directly on the display – with no additional software.

A dream team for your practice hygiene:



"Our patients come first: With the system solution tailored to the individual needs of my practice, we provide maximum protection with minimum effort."

Podiatry Practice, Vera Wille



"With our new reprocessing procedure using MELAG devices, we meet our responsibility to use only impeccable instruments on our patients."

Podiatry Practice, Reni Otte

Sterile results, clear records:
Documentation & approval with ProSign

The reversed burden of proof requires complete documentation of the sterilization process. With ProSign, you can complete batch approval quickly, digitally and directly on the display of SteriHero Podo – with no additional paperwork or costs.

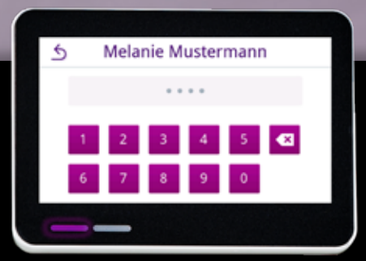

Step 1:
User authentication

By entering an individual PIN, SteriHero Podo identifies the person starting and releasing the sterilization batch. This clearly assigns the program cycle and documents it traceably.

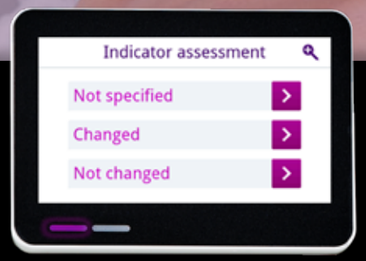

Step 2:
Evaluation of the batch indicator

Then document directly on the display whether the Helix test or Type 5 indicator has changed colour correctly. The used batch indicator can then be disposed of.

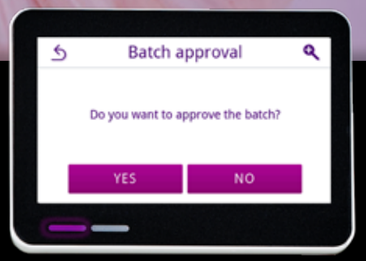

Step 3:
Release of the sterilization batch

Even if all sterilization parameters have been met successfully, there may be reasons not to approve the batch – for example, damp instruments or burst packaging. With ProSign, you can also document the result of your visual inspection quickly and easily.



Step 4:
Label printing for identification

If a MELAprint 80 label printer is connected to the autoclave, you can then easily print barcode labels for traceable instrument identification – including the batch number, storage period and other relevant batch information.

The strong team by your side:
Accessories for true SteriHeros



Sealing device & packaging

Safely packaged for the next mission: With the SteriHero Sealer and matching SteriHero Foils, you can package surgical instruments before sterilization quickly, safely and easily.



Routine tests

Keep everything under control: With the SteriHero Helix, Type 5 indicators, Bowie-Dick test or Seal Check, you can perform the required routine tests easily and reliably.



Water treatment

Full supply. Less effort: With an optional connection set, SteriHero Podo can be conveniently supplied with demineralized water via a suitable MELAdem system.



Marking instruments

So every mission leaves a trace: For complete traceability, identify your packaged instruments as required – with barcode labels using the MELAprint 80, with the SteriHero Labeller or by hand using the SteriHero Pen.

Protects the environment. And your patients.

SteriHero Podo ensures safe sterilization with a wide range of programs tailored to your needs.
But that is not all: the pioneering stand-alone device concept and the Power Save energy-saving function make SteriHero Podo the cleanest solution – for your budget and the environment.

Programs SteriHero Podo 18	Universal-B	Quick-S	Quick-B	Gentle-B	Prion-B
Program specification	134 °C, plateau time: 5.5 min	134 °C, plateau time: 3.5 min	134 °C, plateau time: 5.5 min	121 °C, plateau time: 20.5 min	134 °C, plateau time: 20.5 min
Operating times (at minimum to maximum load)*	22 – 27 min	15 – 18 min	22 – 25 min	37 – 42 min	37 – 42 min
Drying times (time-controlled)	20 min	5 min	10 min	20 min	20 min

Programs SteriHero Podo 18 S	Universal-S	Quick-S	Gentle-S	Prion-S
Program specification	134 °C, plateau time: 5.5 min	134 °C, plateau time: 3.5 min	121 °C, plateau time: 20.5 min	134 °C, plateau time: 20.5 min
Operating times (at minimum to maximum load)*	18 – 23 min	13 – 19 min	33 – 37 min	33 – 38 min
Drying times (time-controlled)	25 min	5 min	25 min	25 min

* Specifications for the Quick-S program apply to unwrapped loads and for all other programs to single-wrapped loads.
Times may vary depending on load type and quantity.

Device / Item no.	Device type	Chamber size	Chamber volume	Load capacity	Device dimensions (W x H x D)	Weight	Power supply	Documentation interfaces	ProSign approval
SteriHero Podo 18 ME10118PB	Stand-alone Class B autoclave (compatible with additional water treatment)	ø 25 cm x 34,8 cm long	17 litres	5 kg instruments / 1.8 kg textiles	47 x 50 x 64 cm (device fits on a 60 cm worktop)	47 kg	220 – 230 V / 50 – 60 Hz (2,100 watts)	USB, network	✓
SteriHero Podo 18 S ME10118PS	Stand-alone Class S autoclave (compatible with additional water treatment)	ø 25 cm x 34,8 cm long	17 litres	4 kg instruments / 1 kg textiles	47 x 50 x 64 cm (device fits on a 60 cm worktop)	45 kg	220 – 230 V / 50 – 60 Hz (2,100 watts)	USB, network	✓



PR-SH-PODO-18-EN | Rev.1

Save paper, protect the environment:
To reduce paper use, we provide the user documentation electronically in our download centre. For more information, visit **www.sterihero.com**

MELAG